


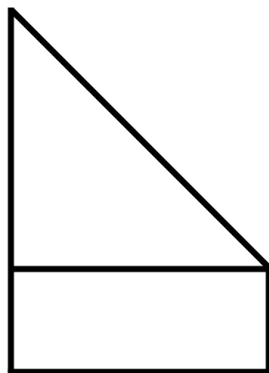
Get yourself a cool, smart CD wrap. You may have seen other origami designs on the net, but this one is the best paper design around.

All you need is a sheet of A4 paper, some hands and about 20 seconds of spare time. It couldn't be simpler. Specially designed artwork and templates are available from our website [www.kooshrecords.co.uk](http://www.kooshrecords.co.uk)



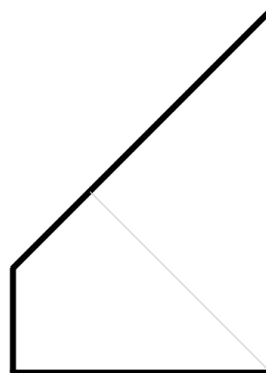
**1**

Lay the sheet print side down



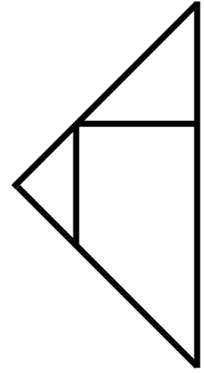
**2**

Make a diagonal fold from the top left corner



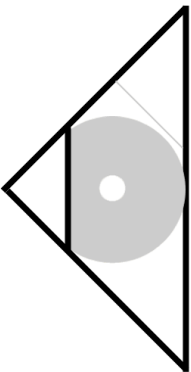
**3**

Turn the paper over




**4**

Make a diagonal fold from the bottom right corner



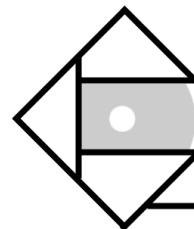
**5**

Push your CD into the pocket on the left



**6**

Fold the top right corner and tuck in the flap



**7**

Fold the bottom right corner and tuck in the flap

**8**

That's it, all done